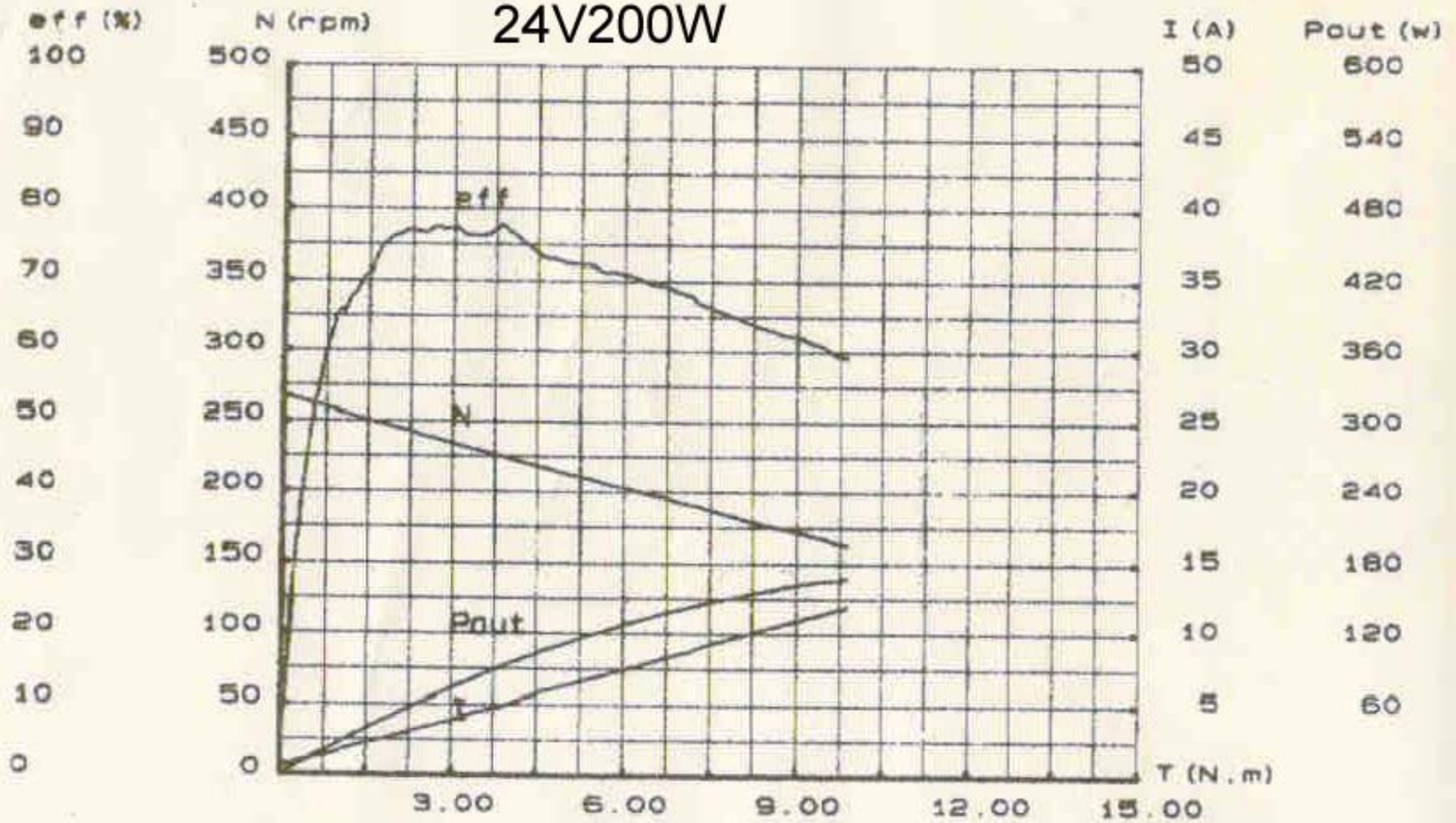


24V200W

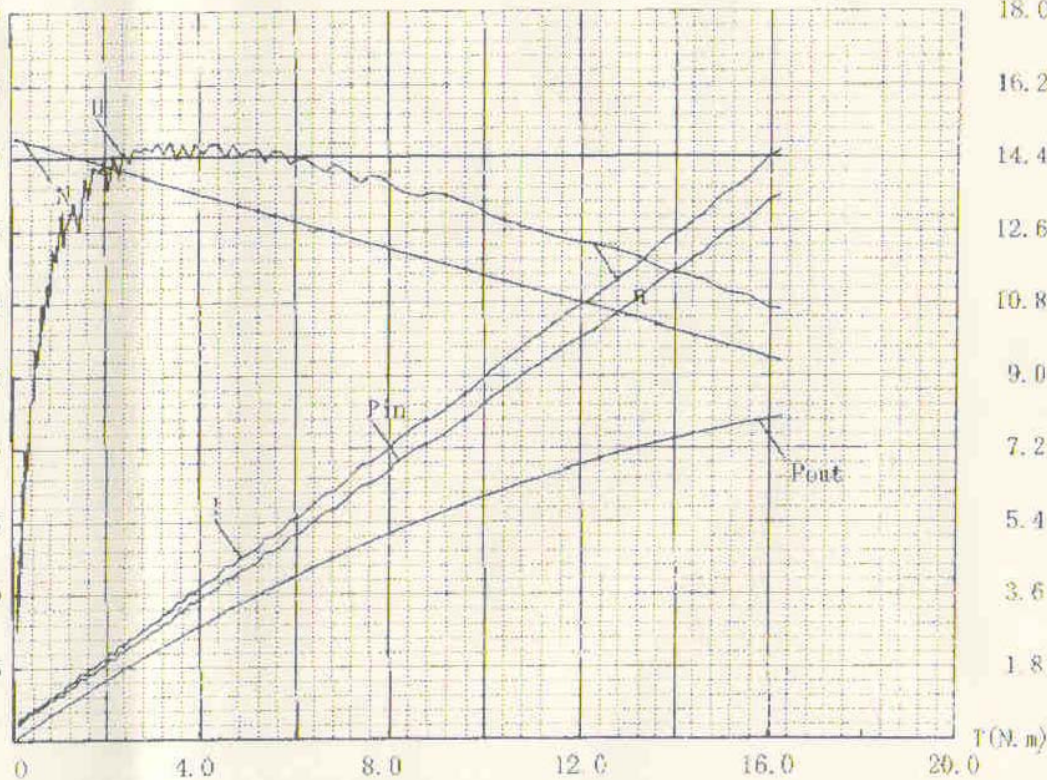


	T (N.m)	N (r/min)	I (A)	Pout (w)	Pin (w)	U (v)	eff (%)
At Max Torque:	10.20	159.0	12.41	169.84	295.47	23.80	57.48 (%)
At Max Speed :	0.05	267.8	0.62	1.40	15.28	24.52	9.18 (%)
At Max Power :	10.20	159.0	12.41	169.84	295.47	23.80	57.48 (%)
At Max Eff :	3.87	225.2	4.84	91.27	117.39	24.25	77.75 (%)

36V350W

AO MA 电机负载特性曲线图

N (rpm)	Pout (W)	U (V)
350	700	45.0
315	630	40.5
280	560	36.0
245	490	31.5
210	420	27.0
175	350	22.5
140	280	18.0
105	210	13.5
70	140	9.0
35	70	4.5



I (A)	Pin (W)	η (%)
18.0	700	100
16.2	630	90
14.4	560	80
12.6	490	70
10.8	420	60
9.0	350	50
7.2	280	40
5.4	210	30
3.6	140	20
1.8	70	10

电压: 36.03 (V)

起始点: [0.13 (N.m)]
 转速: 289.7 (rpm)
 电流: 0.44 (A)

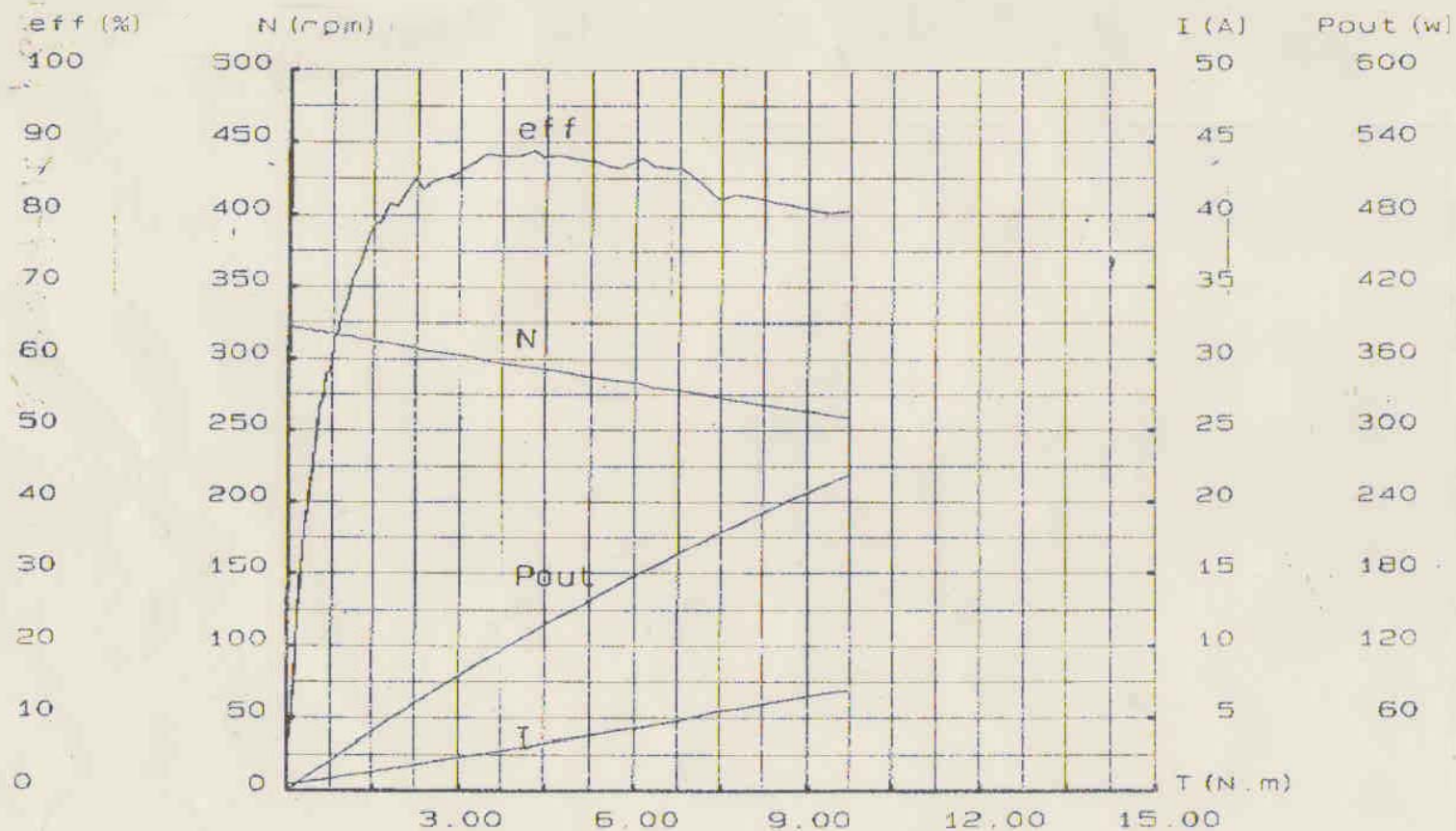
最大效率点: [82.2%]
 转矩: 3.38 (N.m)
 转速: 266.9 (rpm)
 电流: 3.19 (A)
 输出功率: 94.47 (W)

最大转矩点: [16.23 (N.m)]
 转速: 182.2 (rpm)
 电流: 14.57 (A)
 输出功率: 309.68 (W)

最大输出功率点: [309.68 (W)]
 转矩: 16.23 (N.m)
 转速: 182.2 (rpm)
 电流: 14.57 (A)

操作者:

48V500W



	T (N.m)	N (r/min)	I (A)	Pout (w)	Pin (w)	U (v)	eff (%)
At Max Torque:	10.19	255.8	7.26	272.97	342.68	47.21	79.66 (%)
At Max Speed :	0.05	322.9	0.49	1.69	23.19	47.62	7.29 (%)
At Max Power :	10.19	255.8	7.26	272.97	342.68	47.21	79.66 (%)
At Max Eff :	4.27	294.2	3.12	131.56	149.22	47.46	88.76 (%)